

RACE/TRACK			
NAME			
DATE			

TEMPERATURE AIR		TEMPERATURE TRACK	
-----------------	--	-------------------	--

QUAL POSITION	FINAL POSITION	BEST LAP TIME	LAPS	TIME
		/sec	/	

TRACK			
TRACK SURFACE	<input type="checkbox"/> CARPET	<input type="checkbox"/> ASPHALT	
TRACK LAYOUT	<input type="checkbox"/> TECHNICAL	<input type="checkbox"/> MIXED	<input type="checkbox"/> FAST
TRACTION	<input type="checkbox"/> LOW	<input type="checkbox"/> MEDIUM	<input type="checkbox"/> HIGH

CENTER SHOCK ABSORBER		
SPRING	OIL /cSt	REBOUND %
PISTON	PISTON HOLES DIAMETER	FOAM INSERT
<input type="checkbox"/> 3 HOLES	<input type="checkbox"/> ϕ 1.1mm	YES <input type="checkbox"/> NO <input type="checkbox"/>
<input type="checkbox"/> 4 HOLES	<input type="checkbox"/> ϕ 1.2mm	
	<input type="checkbox"/> ϕ 1.3mm	

ANTI-ROLL BAR
THICKNESS/mm

SIDE DAMPING		
<input type="checkbox"/> SIDE TUBE		OIL /cSt
<input type="checkbox"/> SIDE SHOCK		OIL /cSt

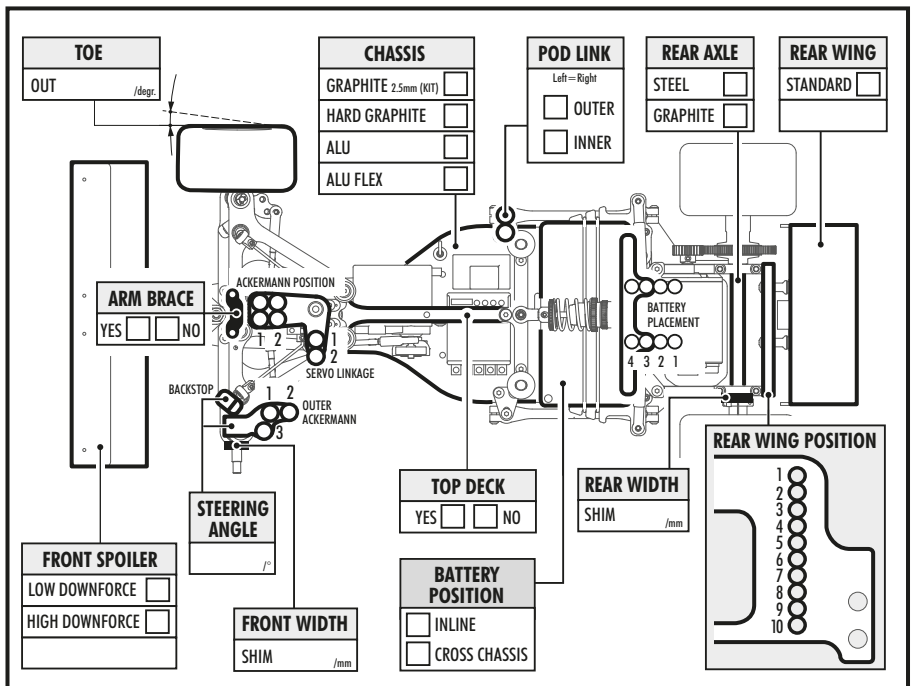
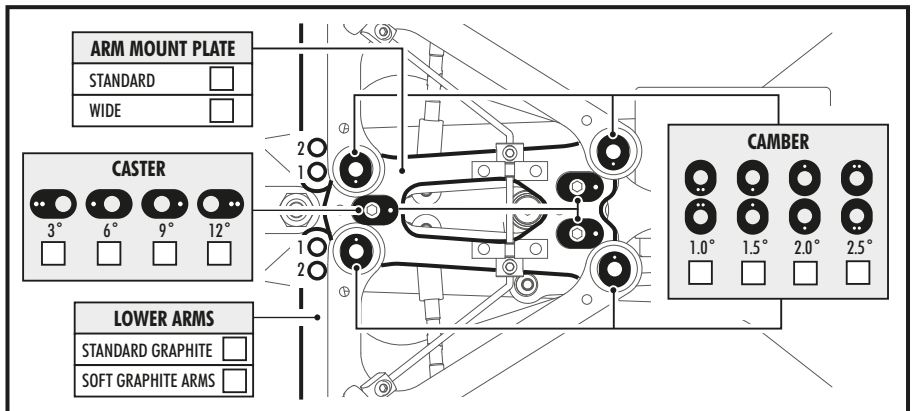
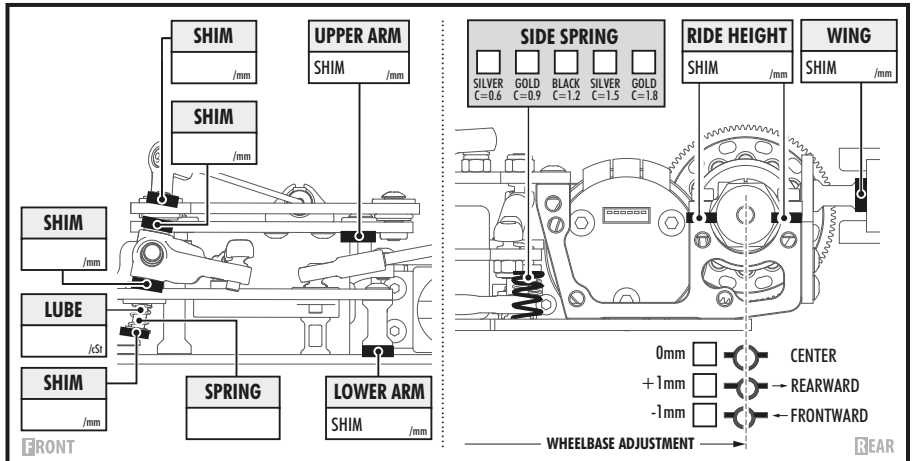
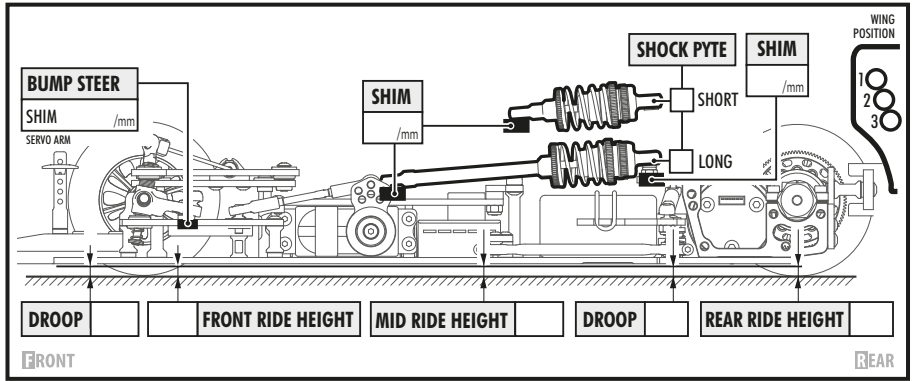
FRONT TIRES	REAR TIRES		
TIRES			
ADDITIVE			
ADDITIVE TIMING			
FRONT LEFT	FRONT RIGHT	REAR LEFT	REAR RIGHT
ADDITIVE TREATED AREA			

TRANSMISSION	
BALL DIFF	GEAR DIFF
<input type="checkbox"/> LOOSE <input type="checkbox"/> MEDIUM <input type="checkbox"/> TIGHT	OIL /cSt

GEARING		
PINION /T	SPUR GEAR /T	FINAL DRIVE RATIO

ELECTRONICS	
MOTOR	
SPEEDO	
BATTERIES	

BODY



COMMENTS