


SET-UP SHEET

XRAY X10'18





RACE			
TRACK			
NAME		DATE	
TEMPERATURE AIR		TEMPERATURE TRACK	
RACE LENGTH	/min	BEST LAP TIME	/sec
QUALIFYING POSITION		FINAL POSITION	

TRACK	
TRACK SURFACE	<input type="checkbox"/> CARPET <input type="checkbox"/> ASPHALT
TRACK LAYOUT	<input type="checkbox"/> TECHNICAL <input type="checkbox"/> MIXED <input type="checkbox"/> FAST
TRACTION	<input type="checkbox"/> LOW <input type="checkbox"/> MEDIUM <input type="checkbox"/> HIGH

CENTER SHOCK ABSORBER	
	
CENTER SHOCK OIL	/cSt
CENTER SHOCK REBOUND	%
CENTER SHOCK SPRING	
<input type="checkbox"/> SILVER C=1.5	<input type="checkbox"/> GOLD C=1.8
<input type="checkbox"/> BLACK C=2.1	<input type="checkbox"/> BLACK C=1.4-1.9
<input type="checkbox"/> BLACK C=2.0-2.5	

SIDE DAMPING	
SIDE TUBE	OIL /cSt

FRONT	TIRES	REAR
	TIRES TYPE	
	DIAMETER /mm	
	ADDITIVE	
	ADDITIVE TIMING	

FRONT LEFT	FRONT RIGHT	REAR LEFT	REAR RIGHT
			
ADDITIVE TREATED AREA			

TRANSMISSION	
DIFF SETTING	
<input type="checkbox"/> LOOSE	<input type="checkbox"/> MEDIUM
<input type="checkbox"/> TIGHT	

GEARING	
PINION / T	SPUR GEAR/T
FINAL DRIVE RATIO	ROLLOUT

ELECTRONICS	
MOTOR	
SPEEDO	
BATTERIES	

BODY	
TYPE	

COMMENTS

