

SET-UP SHEET

X4'25 SET-UP SHEET VER. 1 ©XRAY

XRAY X4'25

RACE				
TRACK				
NAME		DATE		
QUAL POSITION	FINAL POSITION	BEST LAP TIME	LAPS	TIME
		/sec		/

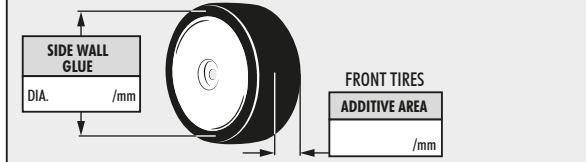
TRACK		
TRACK SURFACE	<input type="checkbox"/> CARPET	<input type="checkbox"/> ASPHALT
TRACK LAYOUT	<input type="checkbox"/> TECHNICAL	<input type="checkbox"/> MIXED <input type="checkbox"/> FAST
TRACTION	<input type="checkbox"/> LOW	<input type="checkbox"/> MEDIUM <input type="checkbox"/> HIGH

FRONT	TRANSMISSION	REAR
GEAR DIFF OIL	<input type="checkbox"/> FRONT SOLID AXLE	GEAR DIFF OIL
PINION	SPUR GEAR	FINAL DRIVE RATIO

FRONT	SHOCKS	REAR
XRAY SPRINGS		
OIL /Cst		
REBOUND %		
<input type="checkbox"/> YES <input type="checkbox"/> NO	FOAM INSERTS	<input type="checkbox"/> YES <input type="checkbox"/> NO
<input type="checkbox"/> 4 HOLES <input type="checkbox"/> PSS	1.1mm / 1.2mm	<input type="checkbox"/> 4 HOLES <input type="checkbox"/> PSS
SHOCK LENGTH		SHOCK LENGTH

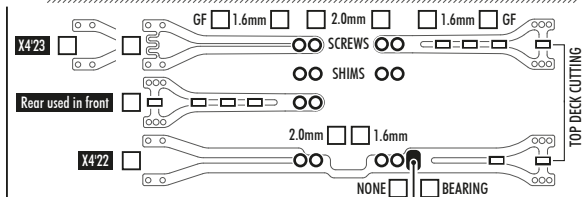
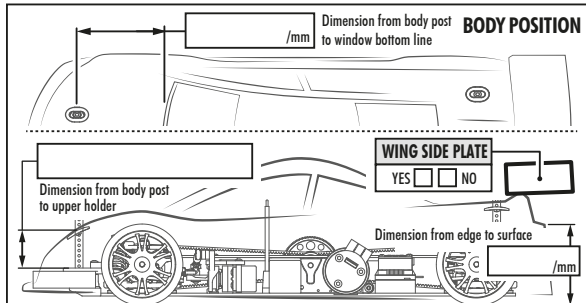
THICKNESS/mm	ANTI-ROLL BAR	THICKNESS/mm
--------------	----------------------	--------------

TIMING:	TEMP.:	TIRE WARMERS	TIMING:	TEMP.:



TOTAL WEIGHT	WEIGHT BALANCE	FRONT	REAR
/g	%	%	%

MOTOR	TIMING
ESC	BATTERIES
BODY	WING



COMMENTS

