

SET-UP SHEET


VER.01 ©XRAY


XRAY X10'22

RACE		
TRACK		
NAME		DATE

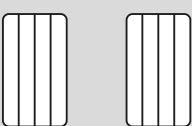
TRACK TEMPERATURE	QUAL POSITION	FINAL POSITION	BEST LAP TIME	LAPS	TIME
			/sec	/	

TRACK	
TRACK SURFACE	<input type="checkbox"/> CARPET <input type="checkbox"/> ASPHALT
TRACK LAYOUT	<input type="checkbox"/> TECHNICAL <input type="checkbox"/> MIXED <input type="checkbox"/> FAST
TRACTION	<input type="checkbox"/> LOW <input type="checkbox"/> MEDIUM <input type="checkbox"/> HIGH

CENTER SHOCK ABSORBER	
	
CENTER SHOCK OIL	/cSt
CENTER SHOCK REBOUND	%
CENTER SHOCK SPRING	/C

SIDE DAMPING	
	OIL /cSt

FRONT	TIRES	REAR
	TIRES TYPE	
	DIAMETER /mm	
	ADDITIVE	
	ADDITIVE TIMING	

FRONT LEFT	FRONT RIGHT	REAR LEFT	REAR RIGHT
			
ADDITIVE TREATED AREA			

TRANSMISSION		
BALL DIFF	GEAR DIFF	SOLID AXLE
<input type="checkbox"/> LOOSE <input type="checkbox"/> MEDIUM <input type="checkbox"/> TIGHT	OIL /cSt	<input type="checkbox"/>

GEARING	
PINION / T	SPUR GEAR/T
FINAL DRIVE RATIO	ROLLOUT

ELECTRONICS	
MOTOR	
SPEEDO	
SERVO	
BATTERIES	

BODY	
TYPE	

COMMENTS

