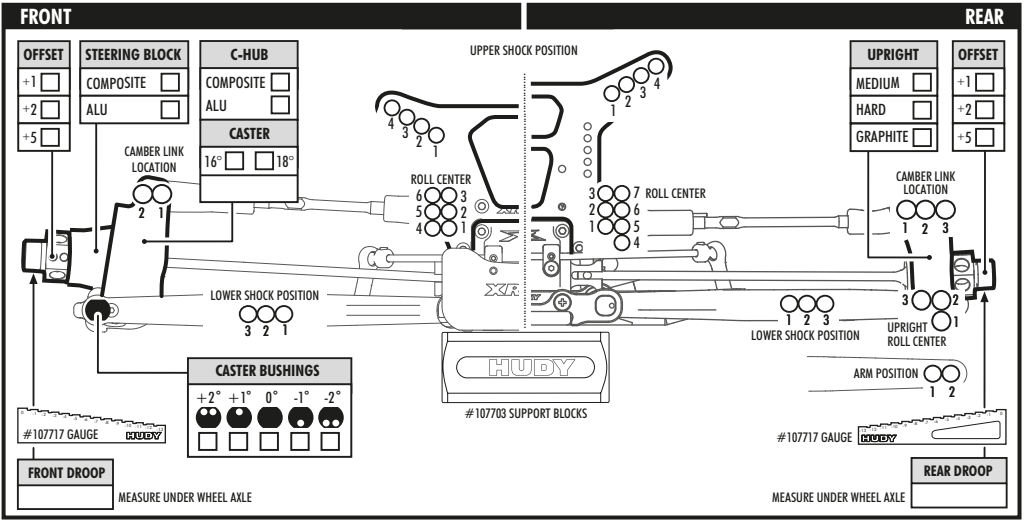
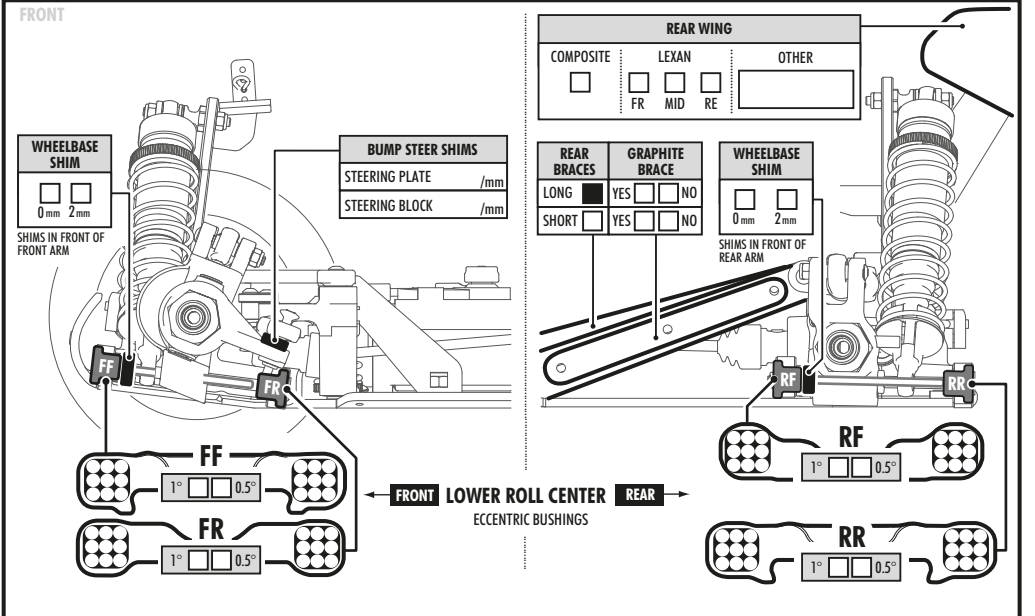


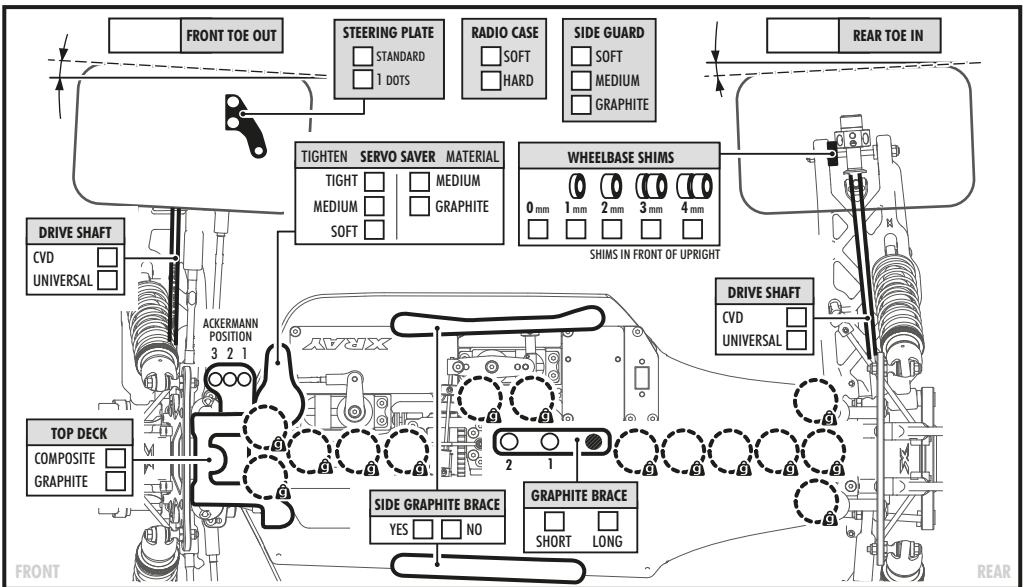
RACE			
TRACK			
NAME		DATE	
TEMPERATURE AIR		TEMPERATURE TRACK	
LAPS	FINAL POSITION	BEST LAPTIME	RACE LENGTH
		/sec	/min
TRACKS			
SIZE	<input type="checkbox"/> OPEN	<input type="checkbox"/> MEDIUM	<input type="checkbox"/> TIGHT
TRACTION	<input type="checkbox"/> LOW	<input type="checkbox"/> MEDIUM	<input type="checkbox"/> HIGH
SURFACE	<input type="checkbox"/> SMOOTH	<input type="checkbox"/> MEDIUM	<input type="checkbox"/> BUMPY
TYPE	<input type="checkbox"/> HARD PACKED	<input type="checkbox"/> SOFT DIRT	<input type="checkbox"/> CLAY
	<input type="checkbox"/> BLUE GROVE	<input type="checkbox"/> ASTRO TURF	<input type="checkbox"/> GRASS
CONDITION	<input type="checkbox"/> DRY	<input type="checkbox"/> DUSTY	<input type="checkbox"/> WET
	<input type="checkbox"/> MUD		



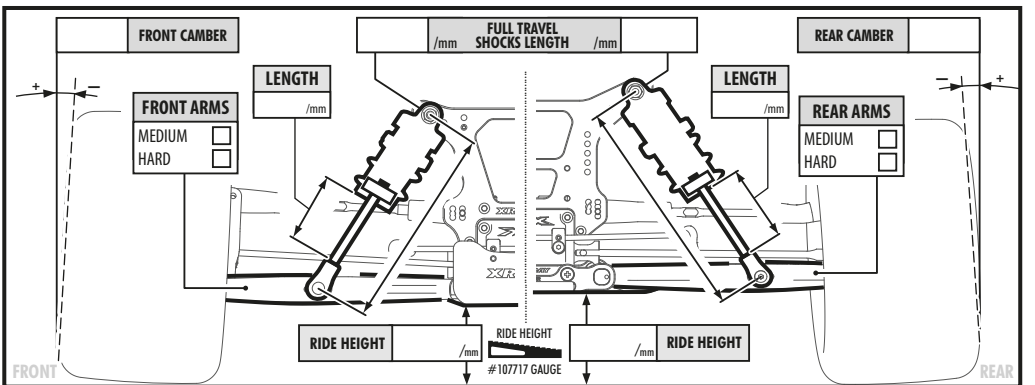
DIFFERENTIAL			
CASE MATERIAL	FRONT	CENTER	REAR
OIL			
CROWN GEAR			
GEARING			
CLUTCH BELL		/T	SPUR GEAR
SHOE			SPRING



FRONT		SHOCKS		REAR	
	TYPE				
	SPRINGS				
	MEMBRANE				
	OIL				
STD. PISTONS		STD. PISTONS		STD. PISTONS	
<input type="checkbox"/> 6 HOLES	<input type="checkbox"/> 1.1 mm	<input type="checkbox"/> 6 HOLES	<input type="checkbox"/> 1.1 mm	<input type="checkbox"/> 6 HOLES	<input type="checkbox"/> 1.1 mm
<input type="checkbox"/> 8 HOLES	<input type="checkbox"/> 1.2 mm	<input type="checkbox"/> 8 HOLES	<input type="checkbox"/> 1.2 mm	<input type="checkbox"/> 8 HOLES	<input type="checkbox"/> 1.2 mm
<input type="checkbox"/> 10 HOLES	<input type="checkbox"/> 1.3 mm	<input type="checkbox"/> 10 HOLES	<input type="checkbox"/> 1.3 mm	<input type="checkbox"/> 10 HOLES	<input type="checkbox"/> 1.3 mm
<input type="checkbox"/> OTHER	<input type="checkbox"/> 1.4 mm	<input type="checkbox"/> OTHER	<input type="checkbox"/> 1.4 mm	<input type="checkbox"/> OTHER	<input type="checkbox"/> 1.4 mm
VALVE PISTONS		VALVE PISTONS		VALVE PISTONS	
<input type="checkbox"/> 5+2 HOLES	<input type="checkbox"/> 1.5 mm	<input type="checkbox"/> 5+2 HOLES	<input type="checkbox"/> 1.5 mm	<input type="checkbox"/> 5+2 HOLES	<input type="checkbox"/> 1.5 mm
<input type="checkbox"/> 6+2 HOLES	<input type="checkbox"/> 1.3 mm	<input type="checkbox"/> 6+2 HOLES	<input type="checkbox"/> 1.3 mm	<input type="checkbox"/> 6+2 HOLES	<input type="checkbox"/> 1.3 mm
<input type="checkbox"/> 8+2 HOLES	<input type="checkbox"/> 1.4 mm	<input type="checkbox"/> 8+2 HOLES	<input type="checkbox"/> 1.4 mm	<input type="checkbox"/> 8+2 HOLES	<input type="checkbox"/> 1.4 mm
<input type="checkbox"/> 1.2 mm	<input type="checkbox"/> 1.2 mm	<input type="checkbox"/> 1.2 mm	<input type="checkbox"/> 1.2 mm	<input type="checkbox"/> 1.2 mm	<input type="checkbox"/> 1.2 mm



FRONT		ANTI-ROLL BAR		REAR	
	THICKNESS				
FRONT		TIRES		REAR	
	BRAND				
	COMPOUND				
	INSERTS				
	WHEELS				



ENGINE	
TYPE	
MUFFLER	
MANIFOLD	
PLUG	
FUEL	
BODY TYPE	
TOTAL WEIGHT	
	/g
COMMENT	